



RESPONSIBLE ENTITY

**K2 ASSET MANAGEMENT LTD**

(ACN 085 445 094)

(AFSL 244 393)

# ANNUAL FINANCIAL REPORT

FOR THE YEAR ENDED  
**31 MARCH 2026**  
ARSN 624 474 531

**CD Private Equity Fund IV**

**Contents**

**31 March 2026**

Report to unitholders	2
Directors' report	5
Auditor's independence declaration	8
Statement of profit or loss and other comprehensive income	9
Statement of financial position	10
Statement of changes in equity	11
Statement of cash flows	12
Notes to the financial statements	13
Directors' declaration	28
Independent auditor's report to the unitholders of CD Private Equity Fund IV	29
Directory	31

**CD Private Equity Fund IV**  
**Report to unitholders**  
**31 March 2026**

Dear Unitholders,

We are pleased to present the full-year report for CD Private Equity Fund IV (**CD4** or **Fund**) for the year ended 31 March 2026 (**FY26**).

**Financial Performance**

During FY26, US private equity markets recalibrated from the stagnation observed in 2023 and 2024, with deal and exit volumes increasing in late 2025, supported by substantial dry powder and more constructive financing markets; signalling improving investor confidence. While the market became more functional and the valuation gap between buyers and sellers narrowed, transactions continued to occur selectively as buyers remained disciplined. Across the asset class, including the CD4 portfolio, assets are being held beyond traditional hold periods as managers wait for improved conditions rather than transact at discounted valuations. This has continued to weigh on near-term liquidity and reported returns.

Adding to the complexity of the year, the Australian dollar strengthened materially against the US dollar. As the Fund’s investment in the LP is denominated in US dollars, this reduced the Australian-dollar value of those assets. This represented a significant headwind to reported returns, as a majority of the movement in the LP investment was attributable to foreign exchange movement, which contributed to the 12-month NTA decline.

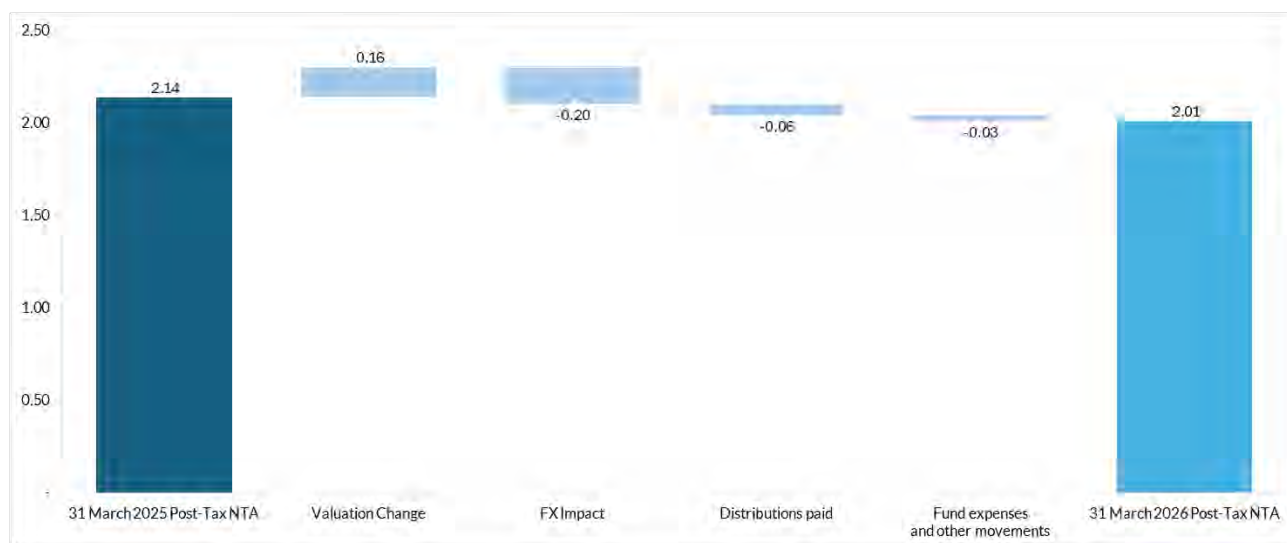
**FY26 Results**

For the year ended 31 March 2026, the Fund recorded a net loss of \$8.01 million, compared to a net profit of \$24.42 million in the prior corresponding period. The key component of this result was a \$4.65 million fair value movement loss on the Fund’s investment in the LP, which included an unrealised foreign exchange translation loss of \$23.82 million, partially offset by positive underlying asset valuations. The fair value result was also net of accrued performance fees of \$12.15 million owed to the General Partner of the LP.

As at 31 March 2026, the Fund had post-tax net assets of \$237.33 million, representing \$2.01 per Unit (31 March 2025: \$2.14 per Unit), after paying distributions of \$0.06 per Unit during the year.

On a longer-term basis, inclusive of all distributions and net of fees, the Fund has generated a post-tax annual return of 12.1% p.a. since inception, an Internal Rate of Return (**IRR**) of 11.0% p.a., and a Total Value to Paid-In (**TVPI**) multiple of 1.74 times<sup>1</sup>.

The chart below illustrates the key components of the movement in post-tax NTA per Unit over FY26. The decline from \$2.14 to \$2.01 per Unit was primarily driven by the impact of foreign exchange due to a strengthening Australian dollar, which more than offset the positive underlying portfolio valuation movements, together with distributions paid to Unitholders during the year.



<sup>1</sup> The TVPI is calculated as the total distributions to Unitholders since inception plus the current net tangible asset value, divided by the original unitholder investment of \$1.60 per unit.

**CD Private Equity Fund IV**  
**Report to unitholders**  
**31 March 2026**

**Fund Activity and Capital Management**

During FY26, the LP (in which the Fund holds an 88.4% interest) received notice of four underlying portfolio company realisations:

REALISATIONS			
Company name	Manager	Date	Cash flow impact to LP at exit (\$USD)
<b>Tier1CRM</b>	Wavecrest Growth Partners I, LP	June 2025	NIL
<b>Southern Furniture Industries</b>	Gainline Equity Fund, LP	December 2025	\$0.59 million
<b>Certified Collison Group</b>	Incline Elevate Fund, LP	January 2026	\$4.82 million
<b>MikMak</b>	Wavecrest Growth Partners I, LP	January 2026	\$1.66 million

Capital calls during the year totalled approximately US\$1.19 million, comprising follow-on investments in a small number of underlying portfolio companies (outlined below) as well as partnership expenses and management fees, reflecting the earlier stage of the Fund's investment period relative to the other portfolios in the Fund Series.

INVESTMENT ACTIVITY			
Company name	Manager	Date	Cash flow impact to LP (\$USD)
<b>Growth Orthopedics</b>	Trivest Fund VI, LP	May 2025	\$0.11 million
<b>Total Sanitation Services</b>			
<b>LMC Landscape Partners</b>			
<b>Amplio Learning Technologies Ltd.</b>	Quad Partners V, LP	May 2025	\$0.04 million
<b>Accelerate Learning, Inc.</b>			
<b>Perfect Power Wash</b>	Incline Elevate Fund, LP	June 2025	\$0.06 million
<b>Quantum IT Holdings Pty Ltd. (InPlace)</b>	Quad Partners V, L.P.	June 2025	\$0.07 million
<b>ITS</b>	Tower Arch Partners Fund II, LP	July 2025	\$0.05 million
<b>Logix Fiber Networks</b>	Astra Partners I, LP	August 2025	\$0.14 million
<b>Accelerate Learning, Inc.</b>	Quad Partners V, LP	September 2025	\$0.008 million
<b>Volante Technologies, Inc.</b>	Wavecrest Growth Partners I, LP	September 2025	\$0.04 million
<b>Perfect Power Wash</b>	Incline Elevate Fund, LP	December 2025	\$0.06 million

**CD Private Equity Fund IV**  
**Report to unitholders**  
**31 March 2026**

**Distributions and Capital Management**

The realisations above facilitated the Fund paying total distributions of \$0.06 per Unit during FY26. Since inception, the Fund has distributed a total of \$0.775 per Unit to Unitholders.

Distribution	Amount per Unit	Date Paid	Total Paid (\$)
HY1 distribution	1.0 cent	8 October 2025	\$1.18 million
HY2 distribution	5.0 cents	24 February 2026	\$5.88 million
<b>Total FY26</b>	<b>6.0 cents</b>		<b>\$7.06 million</b>

Our objective remains to manage the Fund's capital structure efficiently and distribute excess capital to Unitholders as realisations are completed. While the Manager will continue to assess the potential for six-monthly distributions, the Manager and RE maintain an ongoing dialogue regarding the combined cash flow positions of the Fund and LP and are prepared to make out-of-cycle distributions where appropriate.

The Fund closed FY26 with \$11.19 million in cash, and the Fund's share of the LP's cash balance was US\$8.8 million. The Fund also retains uncalled capital commitments of US\$4.4 million to the LP. The Manager continues to maintain sufficient liquidity to meet anticipated expenses and unforeseen events, while ensuring excess cash is not retained beyond what is required for prudent capital management.

**Underlying Portfolio & Outlook**

As at 31 March 2026, the LP's underlying portfolio comprised 105 active portfolio companies across 12 underlying investment funds (including US Select Direct Private Equity Fund II, LP (**USD2**)), with a total LP value of approximately US\$191.9 million (inclusive of cash and residual interests). The portfolio continues to demonstrate resilience in a turbulent market environment, with the Fund's exposure to technology-enabled businesses providing a meaningful source of potential upside as conditions normalise.

Importantly, The Manager does not identify any material AI-related risks within the CD4 portfolio. With more than 100 underlying companies across diverse sectors, the Fund has broad exposure to businesses actively adopting AI as an operational and productivity tool, with no material holdings considered at risk of displacement from AI-driven software substitution.

While exit timelines have lengthened in line with broader market trends, underlying managers have chosen to defer sales where conditions are not yet optimal; an approach intended to maximise value rather than crystallise outcomes prematurely. The Manager remains focused on disciplined, asset-by-asset execution that prioritises long-term investor outcomes.

We remain committed to providing transparent and timely updates and encourage you to reach out to us with any questions, suggestions or comments. Our Investor Relations team are available at [cdfunds@k2am.com.au](mailto:cdfunds@k2am.com.au) or on +61 3 9691 6110.

We look forward to updating you on the Fund's progress throughout FY27.

Yours faithfully,



Hollie Wight

Managing Director, Head of RE & Trustee Services

29 May 2026

**CD Private Equity Fund IV**  
**Directors' report**  
**31 March 2026**

The directors of K2 Asset Management Ltd, the Responsible Entity of the CD Private Equity Fund IV (**Fund**), present their report together with the annual financial statements of the Fund for the financial year ended 31 March 2026.

**Directors**

The directors of the Responsible Entity at any time during or since the end of the financial year are listed below:

Campbell Neal  
Hollie Wight  
George Boubouras  
Neil Sheather

Directors were in office since the start of the financial year to the date of this report unless otherwise stated.

**Principal activities and significant changes in nature of activities**

The principal activity of the Fund during the financial year was investing in small-to-mid-market private investment funds and privately held companies with a predominate focus in the United States (**US**). There were no significant changes in the nature of these activities.

**Distributions**

Distributions paid during the financial year were as follows:

	2026	2025
	\$	\$
Distribution - 3 cents per unit paid on 5 August 2024	-	3,528,057
Distribution - 11 cents per unit paid on 24 February 2025	-	12,936,209
Distribution - 1 cent per unit paid on 8 October 2025	1,176,019	-
Distribution - 5 cents per unit paid on 24 February 2026	5,880,095	-
	<u>7,056,114</u>	<u>16,464,266</u>

**Review and results of operations**

The loss for the Fund after providing for income tax amounted to \$8,005,546 (31 March 2025: profit of \$24,422,824).

The Fund has invested in a limited partnership, US Select Private Opportunities Fund IV, L.P. (**LP**) which, in turn, invests in small-to-mid market private investment funds. The LP has committed capital across 12 underlying private investment funds which focus on a range of industries including health care, business services, software businesses, and food and consumer products. For the year ended 31 March 2026, these underlying private investment funds made drawdown requests on the LP to fund their investments, management fees and operating expenses. Net drawdown requests made by the underlying private investment funds since inception to the end of the year totalled US\$121.4 million.

The Fund has capital commitment of US\$97.7 million, representing an interest of 88.4% in the LP. The Fund's proportionate share of the total capital called as at 31 March 2026 was US\$93.3 million (or \$135.3 million).

Total comprehensive loss for the year was \$8,005,546 (2025: profit of \$24,422,824). The key components of this result included a \$4,645,321 fair value movement loss (2025: \$24,417,964 gain) on the Fund's investment in the LP and a \$877,937 foreign exchange movement loss (2025: \$344,213 gain) during the year. As at 31 March 2026, the Fund had net assets of \$237,331,423 (2025: \$252,393,083), representing \$2.01 per unit (2025: \$2.14 per unit), after paying distributions of \$0.06 per unit (2025: \$0.14 per unit). To balance date, the Responsible Entity has called \$1.60 (100%) per partly paid unit from the Australian investors.

The Fund had a basic and diluted loss per unit of 6.79 cents for the year ended 31 March 2026 (2025: 20.71 cents earnings per unit).

**Events subsequent to the reporting period**

No matter or circumstance has arisen since 31 March 2026 that has significantly affected, or may significantly affect the Fund's operations, the results of those operations, or the Fund's state of affairs in future financial years.

**Future developments and expected results of operations**

The Fund has committed capital to the LP to fund 12 underlying private investment funds and expects to complete its investments as the committed capital is called by the LP. The objective of the Fund is to achieve capital growth over a medium to long-term investment horizon from its exposure to a portfolio of investments in small and mid-market private investment funds and privately held companies predominately focused in the US.

**Business risks**

The Board recognises the importance of continual monitoring of business risks. As part of this ongoing assessment, the Board has identified the following as significant business risks facing the Fund.

<b>Risk</b>	<b>Summary</b>
Foreign currency risk	The Fund's investments through its interest in the LP will be primarily in US small-to-mid sized private investment funds with assets and liabilities being denominated in US dollars. Changes in the value of the US dollar relative to the Australian dollar will impact the value, in Australian dollars, of the Fund's investments, and any distributions by the Fund, as the Fund does not hedge its foreign currency exposure.
Private investments risk	The underlying investments of private investment funds are typically unlisted investments such as private operating companies whose shares do not trade on established exchanges. While it is expected that these companies may pursue initial public offerings, trade sales, or other liquidation events, there are generally no public markets for these investments at the current time. Therefore, the LP's ability to liquidate its portfolio and realise value is subject to significant limitations and uncertainties.
Macroeconomic risks	Changes in various macroeconomic conditions including the economic, political and regulatory environments, as well as inflation and market sentiment may impact the value of the Fund's investment in the LP. This may include the following: - The price at which the LP is able to realise its underlying investments - The time taken for the LP to withdraw or realise its underlying investments
Taxation risk	Changes to the taxation laws in Australia, the US, or the double tax treaty that applies between Australia and the US may impact the value of returns to Unitholders.
Key personnel risk	There is a risk that the departure of key staff who have particular expertise in funds and private investments will impact the performance of the Fund.
Litigation risk	In the course of its operations, the Fund may become involved in disputes and litigation that may adversely affect the financial performance of the Fund.
Global event risk	A global event could negatively impact the global economy, disrupt financial markets and cause varying levels of employment, all of which could negatively impact the performance of the Fund.

**Environmental regulation**

The Fund is not subject to any particular and significant environmental regulations under a law of the Commonwealth or a State or Territory.

**Other relevant information**

The following lists other relevant information required under the *Corporations Act 2001*:

- details of fees paid to the Responsible Entity during the financial year – refer to note 16 to the financial statements
- details of number of units in the Fund held by the Responsible Entity, their related parties and Directors at the end of the financial year - refer to note 16 to the financial statements
- details of issued interests in the Fund during the financial year – refer to note 6 to the financial statements.

**Options**

No options were granted over issued or unissued units in the Fund during, or since, the end of the year.

**CD Private Equity Fund IV**  
**Directors' report**  
**31 March 2026**

**Indemnity and insurance**

Under the Fund's constitution, the Responsible Entity, including its officers and employees, is indemnified out of the Fund's assets for any loss, damage expense or other liability incurred by it in properly performing or exercising any of its powers, duties or rights in relation to the Fund.

Insurance premiums have been paid, during or since the end of the financial year, for all of the directors of the Responsible Entity of the Fund. The contract of insurance prohibits disclosure of the nature of the liability and the amount of the premium.

No indemnities have been given or insurance premiums paid, during or since the end of the financial year, for the auditor of the Fund.

**Non-audit services**

Details of the amounts paid or payable to the auditor, Deloitte Touche Tohmatsu, for non-audit services are outlined in note 17 to the financial statements.

The directors are satisfied that the provision of non-audit services during the financial year, by the auditor (or by another person or firm on the auditor's behalf), is compatible with the general standard of independence for auditors imposed by the *Corporations Act 2001*.

The directors are of the opinion that the services as disclosed in note 17 to the financial statements do not compromise the external auditor's independence requirements of the *Corporations Act 2001* for the following reasons:

- all non-audit services are reviewed and approved prior to commencement to ensure they do not adversely affect the integrity and objectivity of the auditor; and
- the nature of the services provided does not compromise the general principles relating to auditor independence in accordance with APES110: Code of Ethics for Professional Accountants set by the Accounting Professionals Ethical Standards Board.

**Auditor's independence declaration**

A copy of the auditor's independence declaration as required under section 307C of the *Corporations Act 2001* is set out immediately after this directors' report.

This report is made in accordance with a resolution of directors, pursuant to section 298(2)(a) of the *Corporations Act 2001*.

On behalf of the directors,



---

Hollie Wight  
Director of K2 Asset Management Ltd, Responsible Entity

29 May 2026

29 May 2026

The Board of Directors  
K2 Asset Management Ltd as Responsible Entity for:  
CD Private Equity Fund IV  
Level 44, 101 Collins Street  
Melbourne VIC, 3000

Dear Board Members

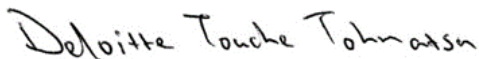
### **Auditor's Independence Declaration to CD Private Equity Fund IV**

In accordance with section 307C of the *Corporations Act 2001*, I am pleased to provide the following declaration of independence to the directors of the Responsible Entity of CD Private Equity Fund IV.

As lead audit partner for the audit of the financial report of CD Private Equity Fund IV for the financial year ended 31 March 2026, I declare that to the best of my knowledge and belief, there have been no contraventions of:

- The auditor independence requirements of the *Corporations Act 2001* in relation to the audit; and
- Any applicable code of professional conduct in relation to the audit.

Yours faithfully



DELOITTE TOUCHE TOHMATSU



Carlo Pasqualini  
Partner  
Chartered Accountants

**CD Private Equity Fund IV**  
**Statement of profit or loss and other comprehensive income**  
**For the year ended 31 March 2026**

	Note	2026 \$	2025 \$
<b>Investment (loss)/income</b>			
Interest income		76,077	145,126
Foreign exchange (loss)/gain		(877,937)	344,213
Fair value movements of equity investments	10	(4,645,321)	24,417,964
Total investment (loss)/income		<u>(5,447,181)</u>	<u>24,907,303</u>
<b>Expenses</b>			
Management and administration fees	16	(787,299)	(787,016)
Custody fees		(46,416)	(45,826)
Registry fees		(46,580)	(64,410)
Legal and professional fees		(386,948)	(422,748)
Other expenses		(12,780)	(13,093)
Total expenses		<u>(1,280,023)</u>	<u>(1,333,093)</u>
<b>(Loss)/profit before income tax (expense)/benefit</b>		(6,727,204)	23,574,210
Income tax (expense)/benefit	4	<u>(1,278,342)</u>	848,614
<b>(Loss)/profit after income tax (expense)/benefit for the year</b>		(8,005,546)	24,422,824
Other comprehensive income for the year, net of tax		<u>-</u>	<u>-</u>
<b>Total comprehensive (loss)/income for the year</b>		<u>(8,005,546)</u>	<u>24,422,824</u>
		<b>Cents</b>	<b>Cents</b>
Basic (loss)/earnings per unit	5	(6.79)	20.71
Diluted (loss)/earnings per unit	5	(6.79)	20.71

*The above statement of profit or loss and other comprehensive income should be read in conjunction with the accompanying notes*

**CD Private Equity Fund IV**  
**Statement of financial position**  
**As at 31 March 2026**

	Note	2026 \$	2025 \$
<b>Assets</b>			
<b>Current assets</b>			
Cash and cash equivalents	7	11,188,448	14,283,263
Receivables	9	26,755	24,802
Current tax assets		-	592,694
<b>Total current assets</b>		<u>11,215,203</u>	<u>14,900,759</u>
<b>Non-current assets</b>			
Other financial assets	10	233,556,063	244,744,169
<b>Total non-current assets</b>		<u>233,556,063</u>	<u>244,744,169</u>
<b>Total assets</b>		<u>244,771,266</u>	<u>259,644,928</u>
<b>Liabilities</b>			
<b>Current liabilities</b>			
Trade and other payables	11	261,841	268,194
Current tax liabilities		112,268	-
<b>Total current liabilities</b>		<u>374,109</u>	<u>268,194</u>
<b>Non-current liabilities</b>			
Deferred tax	12	7,065,734	6,983,651
<b>Total non-current liabilities</b>		<u>7,065,734</u>	<u>6,983,651</u>
<b>Total liabilities</b>		<u>7,439,843</u>	<u>7,251,845</u>
<b>Net assets</b>		<u>237,331,423</u>	<u>252,393,083</u>
<b>Equity</b>			
Unit capital	6	182,588,452	182,588,452
Retained earnings		54,742,971	69,804,631
<b>Total equity</b>		<u>237,331,423</u>	<u>252,393,083</u>

*The above statement of financial position should be read in conjunction with the accompanying notes*

**CD Private Equity Fund IV**  
**Statement of changes in equity**  
**For the year ended 31 March 2026**

	<b>Unit capital \$</b>	<b>Retained earnings \$</b>	<b>Total equity \$</b>
Balance at 1 April 2024	182,588,452	61,846,073	244,434,525
Profit after income tax benefit for the year	-	24,422,824	24,422,824
Other comprehensive income for the year, net of tax	-	-	-
<b>Total comprehensive income for the year</b>	<b>-</b>	<b>24,422,824</b>	<b>24,422,824</b>
<i>Transactions with unitholders in their capacity as unitholders:</i>			
Distributions paid (note 13)	-	(16,464,266)	(16,464,266)
<b>Balance at 31 March 2025</b>	<b>182,588,452</b>	<b>69,804,631</b>	<b>252,393,083</b>
	<b>Unit capital \$</b>	<b>Retained earnings \$</b>	<b>Total equity \$</b>
Balance at 1 April 2025	182,588,452	69,804,631	252,393,083
Loss after income tax expense for the year	-	(8,005,546)	(8,005,546)
Other comprehensive income for the year, net of tax	-	-	-
<b>Total comprehensive loss for the year</b>	<b>-</b>	<b>(8,005,546)</b>	<b>(8,005,546)</b>
<i>Transactions with unitholders in their capacity as unitholders:</i>			
Distributions paid (note 13)	-	(7,056,114)	(7,056,114)
<b>Balance at 31 March 2026</b>	<b>182,588,452</b>	<b>54,742,971</b>	<b>237,331,423</b>

*The above statement of changes in equity should be read in conjunction with the accompanying notes*

**CD Private Equity Fund IV**  
**Statement of cash flows**  
**For the year ended 31 March 2026**

	Note	2026 \$	2025 \$
<b>Cash flows from operating activities</b>			
Interest income received		78,687	153,384
Net payments to suppliers		<u>(1,290,939)</u>	<u>(1,350,740)</u>
Net cash used in operating activities	8	<u>(1,212,252)</u>	<u>(1,197,356)</u>
<b>Cash flows from investing activities</b>			
Receipts from distribution		<u>6,702,094</u>	<u>6,898,807</u>
Net cash from investing activities		<u>6,702,094</u>	<u>6,898,807</u>
<b>Cash flows from financing activities</b>			
Distributions paid	13	<u>(7,056,114)</u>	<u>(16,464,266)</u>
Net cash used in financing activities		<u>(7,056,114)</u>	<u>(16,464,266)</u>
Net decrease in cash and cash equivalents		(1,566,272)	(10,762,815)
Cash and cash equivalents at the beginning of the financial year		14,283,263	24,512,249
Effects of exchange rate changes on cash and cash equivalents		<u>(1,528,543)</u>	<u>533,829</u>
Cash and cash equivalents at the end of the financial year	7	<u><u>11,188,448</u></u>	<u><u>14,283,263</u></u>

*The above statement of cash flows should be read in conjunction with the accompanying notes*

**CD Private Equity Fund IV**  
**Notes to the financial statements**  
**31 March 2026**

**1. General information**

CD Private Equity Fund IV (**Fund**) is a Managed Investment Scheme registered and domiciled in Australia. The principal activities of the Fund are to invest in small-to-mid-market private investment opportunities in the United States (**US**), through its capacity as a Limited Partner of the US Select Private Opportunities Fund IV, L.P. (**LP**) registered in the Cayman Islands.

(i) Basis of preparation

The financial statements have been prepared on an accrual basis and are based on historical cost with the exception of financial assets, which are measured at fair value. All amounts are presented in Australian dollars unless otherwise noted.

(ii) Statement of compliance

The financial statements are general purpose financial statements which have been prepared in accordance with Australian Accounting Standards issued by the Australian Accounting Standards Board (**AASB**) and the *Corporations Act 2001*. Compliance with Australian Accounting Standards ensures the financial statements and notes to the financial statements of the Fund comply with the International Financial Reporting Standards (**IFRS**) issued by the International Accounting Standards Board (**IASB**).

The financial statements were authorised for issue by the directors on 29 May 2026. For the purposes of preparing the financial statements, the Fund is a for-profit entity.

(iii) Adoption of new and revised Accounting Standards

The Fund has adopted all of the new and revised Standards and Interpretations issued by the AASB that are relevant to their operations and effective for the current year. No new or revised Standards and Interpretations effective for the current year are considered to materially impact the Fund.

(iv) Accounting Standards and Interpretations issued but not yet effective

At the date of authorisation of the financial statements, the Standards and Interpretations listed below were in issue but not yet effective. The potential impact of the new or revised Standards and Interpretations for reporting periods on or after 1 April 2026 is not expected to be material to the Fund. The potential impact of the new or revised Standards and Interpretations for reporting periods on or after 1 April 2027 is yet to be determined.

*AASB 2024-2 'Amendments to Australian Accounting Standards – Classification and Measurement of Financial Instruments'*

*AASB 2024-3 'Amendments to Australian Accounting Standards – Annual Improvements Volume 11'*

These standards are applicable to annual reporting periods beginning on or after 1 April 2026.

*AASB 18 'Presentation and Disclosure in Financial Statements (Appendix D)'*

This standard is applicable to annual reporting periods beginning on or after 1 April 2027.

**2. Material accounting policies**

The accounting policies that are material to the Fund are set out below. The accounting policies adopted are consistent with those of the previous financial year, unless otherwise stated.

**a) Foreign currencies**

The functional and presentation currency of the Fund is Australian dollars. This is based on an assessment that the primary economic environment in which the Fund operates is Australia.

Transactions in foreign currencies are initially recorded in Australian dollars by applying the exchange rates ruling at the date of the transaction. Monetary assets and liabilities denominated in foreign currencies that are outstanding at the reporting date are retranslated at the rate of exchange ruling at the Statement of Financial Position date. The AUD:USD year end exchange rate used is 0.6900. Non-monetary items carried at fair value that are denominated in foreign currencies are translated at the rates prevailing at the date when the fair value was determined.

## **2. Material accounting policies (continued)**

Exchange differences arising on translation are recognised in profit or loss in the period in which they arise.

### **b) Financial instruments**

Financial instruments, incorporating financial assets and financial liabilities, are recognised when the Fund becomes a party to the contractual provisions of the instrument.

#### **(i) Financial assets**

The Fund's financial assets comprise of cash and cash equivalents, receivables and equity instrument at fair value (an interest in a Limited Partnership).

Financial assets are initially measured at fair value, except for trade receivables with no significant financing component which are measured at transaction price.

All recognised financial assets are measured subsequently in their entirety either at amortised cost or fair value.

The interest held by the Fund in the Limited Partnership (refer to (c) below) does not meet the conditions to satisfy subsequent measurement at amortised cost, and is therefore be measured on an ongoing basis at fair value through profit and loss.

Gains and losses on all other financial assets at fair value are recognised in profit or loss.

#### **(ii) Derecognition**

Financial assets are derecognised where the contractual rights to receipt of cash flows expire or the asset is transferred to another party whereby the entity no longer has any significant continuing involvement in the risks and benefits associated with the asset. Financial liabilities are derecognised where the related obligations are discharged or cancelled or expire. The difference between the carrying value of the financial liability extinguished or transferred to another party and the fair value of consideration paid, including the transfer of non-cash assets or liabilities assumed, is recognised in profit or loss.

#### **(iii) Fair value**

Fair value is the price that would be received to sell an asset or paid to transfer a liability in the principal (or most advantageous) market at balance date under current market conditions. Fair value is determined based on the bid price for all quoted investments in an active market. Valuation techniques are applied to determine the fair value for all unlisted securities and securities in markets that are not active. The interest in the Limited Partnership held by the Fund is valued using a 'proportionate' value method based on the proportion of the total net asset value (determined on a fair value basis) of the limited partnership in which the Fund has an interest at each balance date. The fair value will be net of distribution receipts from the Limited Partnership.

### **c) Interest in Limited Partnership**

The Fund has entered into a partnership arrangement with Cordish Private Ventures with a primary strategy of investing in US small-to-mid-market private investment funds. The partnership has been structured through a limited partnership vehicle – US Select Private Opportunities Fund IV, L.P. (**LP**), in which the Fund has an 88.4% interest. The interest held by the Fund is regarded as a financial asset which is recorded at fair value (refer to note 2(b)(iii) for the fair value valuation basis adopted in respect of the partnership interest held). Subsequent changes in fair value are recognised in profit or loss.

Distributions of capital or income received from the LP are recorded against the investment account, reflecting the fact that such amounts would previously have been included in the investment account either through capital contributions made or through fair value movements recognised in respect of unrealised capital or operating profits relating to the underlying investments.

### **d) Cash and cash equivalents**

Cash and cash equivalents comprise cash at bank and in hand and short-term deposits with an original maturity of three months or less that are readily convertible to known amounts of cash and which are subject to an insignificant risk of change in value.

## **2. Material accounting policies (continued)**

### **e) Taxes**

#### **(i) Income tax**

Under current Australian income tax laws, the Fund is not liable to pay income tax provided it is not a corporate unit trust or public trading trust and its distributable income for each income year is fully distributed to unitholders, by way of cash or reinvestment.

The Fund may be liable to pay income tax in the US dependent on the structure of private investment funds in which the Limited Partnership invests and in turn the structure of the underlying investments made by the private investment funds. Rates of tax will vary dependent on the source of income derived.

A deferred tax liability is recognised (at the likely rate of tax in the US) based on the difference between the fair value and tax cost base of certain underlying investments in respect of which an economic interest is held by the Fund and on which income tax will likely be payable in the US on realisation of such investments.

#### **(ii) Goods and Services Tax (GST)**

Revenues, expenses and assets are recognised net of the amount of GST, except where the amount of GST incurred is not recoverable from the Australian Taxation Office. In these circumstances, the GST is recognised as part of the cost of acquisition of the asset or as part of an item of expense.

Where fees are stated to be exclusive of GST and GST is payable on any fee, the fee will be increased by an amount equal to the GST payable.

Cash flows are included in the Statement of cash flows on a gross basis, except for the GST component of cash flows arising from investing and financing activities which are disclosed as operating cash flows.

The Fund qualifies for reduced input tax credits at a minimum rate of 55%.

### **f) Unit capital**

#### **(i) Ordinary units**

Ordinary units are classified as equity. Issued capital is recognised at the fair value of the consideration received by the Fund. Incremental costs directly attributable to the issue of ordinary units are recognised as a deduction from equity.

#### **(ii) Distributions to unitholders**

Distributions payable are recognised in the reporting period in which the distributions are declared, determined, or publicly recommended by the board of the Responsible Entity on or before the end of the financial period, but not distributed at balance date.

### **g) Critical accounting estimates and judgements**

In the application of the Fund's accounting policies, management is required to make judgements, estimates and assumptions about carrying values of assets and liabilities that are not readily apparent from other sources. The estimates and associated assumptions are based on historical experience and other factors that are considered to be relevant. Actual results may differ from these estimates.

The estimates and underlying assumptions are reviewed on an ongoing basis. Revisions to accounting estimates are recognised in the period in which the estimate is revised if the revision affects only that period, or in the period of the revision and future periods if the revision affects both current and future periods.

Accounting policies which are subject to significant accounting estimates and judgements include fair value determination of the interest held by the Fund in the Limited Partnership (refer note 10 (iv)), recognition of a deferred tax liability in respect of likely US tax obligations which will arise from underlying fund investment realisations (refer note 12), and selection of Australian dollars as the functional currency of the Fund (refer note 2 (a)).

**CD Private Equity Fund IV**  
**Notes to the financial statements**  
**31 March 2026**

**3. Operating segment**

The Fund operates a single reportable segment, that being the business of investing in small-to-mid-market private investment funds and privately held companies in the US through its interest in a Limited Partnership.

The Responsible Entity of the Fund is the Chief Operating Decision Maker (**CODM**) for the purpose of resource allocation and assessing performance of the operating segment.

Revenue, profit or loss, assets, liabilities and other financial information reported and monitored by the CODM of the single identified segment are reflected in the financial statements and notes to the financial statements of the Fund.

**4. Income tax expense/(benefit)**

	<b>2026</b>	<b>2025</b>
	<b>\$</b>	<b>\$</b>
<i>Income tax expense/(benefit)</i>		
Deferred tax:		
- In respect of current year	1,278,342	(848,614)
Aggregate income tax expense/(benefit)	<u>1,278,342</u>	<u>(848,614)</u>
<i>Numerical reconciliation of income tax expense/(benefit) and tax at the statutory rate</i>		
(Loss)/profit before income tax (expense)/benefit	<u>(6,727,204)</u>	<u>23,574,210</u>
Tax at the statutory tax rate of 30% (2025: 30%)	(2,018,161)	7,072,263
Tax effect of differences between accounting profit and taxable income:		
- Income and expenditure of Australian trust not subject to tax in Australia	2,018,161	(7,072,263)
- Fair value movement likely to be subject to US taxation	<u>1,278,342</u>	<u>(848,614)</u>
Income tax expense/(benefit)	<u><u>1,278,342</u></u>	<u><u>(848,614)</u></u>

**CD Private Equity Fund IV**  
**Notes to the financial statements**  
**31 March 2026**

**5. (Loss)/earnings per unit**

	<b>2026</b>	<b>2025</b>
	<b>\$</b>	<b>\$</b>
(Loss)/profit after income tax	<u>(8,005,546)</u>	<u>24,422,824</u>
	<b>Number</b>	<b>Number</b>
Weighted average number of ordinary units used in calculating basic (loss)/earnings per unit	<u>117,939,153</u>	<u>117,939,153</u>
Weighted average number of ordinary units used in calculating diluted (loss)/earnings per unit	<u>117,939,153</u>	<u>117,939,153</u>
	<b>Cents</b>	<b>Cents</b>
Basic (loss)/earnings per unit	(6.79)	20.71
Diluted (loss)/earnings per unit	(6.79)	20.71

There are no adjustments on the basic (loss)/earnings per unit for the calculation of diluted (loss)/earnings per unit and there are no transactions that would significantly change the number of ordinary units at the end of the reporting period.

**6. Equity - unit capital**

	<b>2026</b>	<b>2025</b>	<b>2026</b>	<b>2025</b>
	<b>Units</b>	<b>Units</b>	<b>\$</b>	<b>\$</b>
Ordinary units - fully paid	<u>117,939,153</u>	<u>117,939,153</u>	<u>182,588,452</u>	<u>182,588,452</u>

*Ordinary units - fully paid*

Ordinary units are issued on a partly paid basis, up to a fully paid amount of \$1.60 per unit. The partly paid ordinary units are called on in accordance with the Constitution and as required by the Responsible Entity of the Fund. Partly paid ordinary units carry the same rights and entitlements on a fractional basis, as fully paid ordinary units, with such fractions being the equivalent to the proportion which the amount paid is of the fully paid amount of the units.

117,939,153 ordinary units were issued on 6 April 2018. Following the fifth and final instalment of \$0.32 per partly paid unit, due on 2 August 2022, 100% of the issue price has now been called.

*Capital management*

The Fund manages its capital to ensure it will be able to continue as a going concern while maximising the return to unitholders. The capital structure of the Fund consists of issued capital amounting to \$182,588,452. The Fund is not subject to any externally imposed capital requirements.

**7. Current assets - cash and cash equivalents**

	<b>2026</b>	<b>2025</b>
	<b>\$</b>	<b>\$</b>
Cash at bank	<u>11,188,448</u>	<u>14,283,263</u>

The exposure to interest rate risk and a sensitivity analysis is disclosed in note 14 to the financial statements.

**CD Private Equity Fund IV**  
**Notes to the financial statements**  
**31 March 2026**

**8. Reconciliation of (loss)/profit after income tax to net cash used in operating activities**

	<b>2026</b>	<b>2025</b>
	<b>\$</b>	<b>\$</b>
(Loss)/profit after income tax (expense)/benefit for the year	(8,005,546)	24,422,824
Adjustments for:		
Fair value movements of equity investments	4,645,321	(24,417,964)
Net foreign exchange loss/(gain)	1,512,536	(533,829)
US tax withholding	(143,302)	511,520
Change in operating assets and liabilities:		
(Increase)/decrease in receivables	(1,953)	10,239
(Decrease) in payables	(6,353)	(19,627)
Increase/(decrease) in deferred tax liabilities	82,083	(213,233)
Increase/(decrease) in current tax liabilities	704,962	(957,286)
Net cash used in operating activities	<u>(1,212,252)</u>	<u>(1,197,356)</u>

**9. Current assets - receivables**

	<b>2026</b>	<b>2025</b>
	<b>\$</b>	<b>\$</b>
Interest receivable	4,526	7,136
GST receivable	22,229	17,666
	<u>26,755</u>	<u>24,802</u>

There are no balances included in receivables that contain assets that are impaired. All receivables are non interest bearing. No receivable amounts are overdue. The receivables are recorded at carrying amounts that are reasonable approximations of fair value.

**10. Non-current assets - other financial assets**

(i) Equity investment constituting interest in Limited Partnership (LP) - at fair value:

	<b>2026</b>	<b>2025</b>
	<b>\$</b>	<b>\$</b>
US Select Private Opportunities Fund IV, LP (LP)	<u>233,556,063</u>	<u>244,744,169</u>

(ii) Reconciliation:

	<b>2026</b>	<b>2025</b>
	<b>\$</b>	<b>\$</b>
Balance at the beginning of the year	244,744,169	227,736,532
Movement in fair value through profit or loss*	(4,645,321)	24,417,964
Distributions received from LP^	(6,542,785)	(7,410,327)
Balance at the end of the year	<u>233,556,063</u>	<u>244,744,169</u>

**CD Private Equity Fund IV**  
**Notes to the financial statements**  
**31 March 2026**

**10. Non-current assets - other financial assets (continued)**

\*Included in the 'movement in fair value' amount of \$4,645,321 loss (2025: \$24,417,964 gain) is an unrealised foreign exchange translation loss component of \$23,816,529 (2025: \$10,551,262 gain). This amount is also net of the Fund's 88.4% share of management fees paid by the LP to the General Partner of the LP, totalling \$1,470,160 (2025: \$1,546,198) and performance fees accrued by the LP to the GP, totalling \$12,152,376 (2025: \$11,911,522) (refer to note 16).

^Net distribution received from the LP includes a refund of the prepayment of the Fund's US tax obligations of (\$143,303) (US(\$103,742)) (2025: \$511,520 (US\$353,614) tax withheld) on behalf of the Fund, contributing to a reduction in the Fund's current tax asset, resulting in a net current tax liability at balance date.

(iii) Fund's interest in assets and liabilities of LP

The 88.4% economic interest held by the Fund is not represented by voting rights or other power vested in the Fund to make decisions relating to the assets and liabilities of the LP. As is common practice with Limited Partnership arrangements, the General Partner of the LP is considered to be the party who holds the existing rights to direct the relevant activities of the LP, including the acquisition and disposal of investments.

The Fund's 88.4% interest in US Select Private Opportunities Fund IV, L.P. at 31 March 2026 is represented by its proportionate interest in the LP's assets and liabilities as follows:

	2026	2025
	\$	\$
Cash	12,787,394	7,160,966
Investment in US private investment funds recorded at fair value:		
Astra Partners I, LP	12,176,758	10,478,180
CORE Industrial Partners Fund I, LP	12,196,907	18,262,343
Elephant Partners II, LP	22,958,756	24,514,650
Gainline Equity Fund, LP	22,131,344	20,758,764
Nosara Capital Fund I, LP	19,956,091	22,030,932
Quad Partners V, LP	3,266,923	3,248,208
Trivest Fund VI, LP	8,523,213	8,688,253
US Select Direct Private Equity II, LP	64,104,326	66,055,619
Wavecrest Growth Partners I, LP	34,658,150	36,433,586
Incline Elevate Fund, LP	11,931,752	16,108,381
Tower Arch Partners II, LP	15,365,855	16,977,936
Rucker Park Capital Fund, LP	4,642,653	5,212,305
Prepaid Investment management fees	-	118,768
Prepaid taxes	1,008,317	710,059
Due to Tower Arch Partners II, LP	-	(103,259)
Accrued performance fees	(12,152,376)	(11,911,522)
	<u>233,556,063</u>	<u>244,744,169</u>
Net assets*	<u>233,556,063</u>	<u>244,744,169</u>

\*Included in net assets of \$233,556,063 (2025: \$244,744,169) are investments in US private investment funds of \$231,912,728 (2025: \$248,769,157).

(iv) Valuation

The Fund has adopted its established valuation basis as described below to determine fair value of the Fund's equity investment in the LP.

*Valuation technique adopted*

The fair value of the Fund's interest in the LP is determined using a proportionate value method based on the Fund's 88.4% interest held in the total net asset value of the LP.

**CD Private Equity Fund IV**  
**Notes to the financial statements**  
**31 March 2026**

**10. Non-current assets - other financial assets (continued)**

The LP holds investments predominately in US private investment funds, and the LP adopts a similar fair value measurement basis, based on the proportionate interest it holds in the most recent reported total net asset values of the respective investment funds. There is up to a three month difference between the Fund's reporting date and the date of the most recent reported net assets of the underlying investment funds. The underlying investment funds typically invest in US unlisted equity investments with fair values determined periodically based on market or income-based valuation techniques, which may involve the use of unobservable inputs such as discount rate and earnings multiple.

The valuation of the Fund's equity investment in the LP are based on the fair values of the underlying investment funds at 31 December 2025 adjusted for any material changes to those valuations to reflect movements to 31 March 2026, including foreign exchange translation impacts arising from translating the USD denominated interest in the LP to AUD at each balance date.

Refer to note 14 for Market Risk sensitivity analysis.

*Investment risks*

As noted above, the LP has invested in underlying private investment funds in the US market who have in turn invested in a portfolio of private equity investments. Because of the absence of any liquid trading market for these types of investments, it may take longer to liquidate these investments than would be the case for marketable securities and accordingly the value obtained on realisation may differ to the estimated fair values at balance date. As there are no directly observable prices, the fair values assigned by the investment funds to each investment are based upon a range of factors including, but not limited to, the initial purchase price, market trading multiples and observed transaction metrics. The resulting valuations may differ significantly from the values that would have been realised had a transaction taken place at balance date. The differences would directly impact the value of the interest held by the LP in the underlying investment funds and consequently the value of the interest held by the Fund in the LP. Estimation uncertainty also arises in relation to likely US tax obligations the Fund will incur in connection with realisation of recorded fair value movements (refer note 12).

(v) Capital commitments

As at 31 March 2026, the Fund has made capital commitments totalling US\$97.7 million to the LP, of which US\$93.3 million has been called at balance date.

As at 31 March 2026, the Fund has uncalled capital commitments of US\$4.4 million (or \$6.4 million) outstanding to the LP. The capital commitments can be called at any time in the future.

The uncalled capital commitments referred to above were converted at the AUD:USD year-end exchange rate of 0.6900 (2025: 0.6247).

**11. Current liabilities - trade and other payables**

	<b>2026</b>	<b>2025</b>
	\$	\$
Trade creditors	78,698	78,698
Accrued liabilities	183,143	189,496
	<u>261,841</u>	<u>268,194</u>

Refer to note 14 for further information on financial instruments.

The average credit period for trade creditors is generally 30 days. No interest is charged on trade creditors from the date of the invoice. The Fund has risk management policies in place to ensure invoices are paid within credit terms.

**CD Private Equity Fund IV**  
**Notes to the financial statements**  
**31 March 2026**

**12. Non-current liabilities - deferred tax**

	2026	2025
	\$	\$
Deferred tax liability	7,065,734	6,983,651

The deferred tax liability has been assessed based on an estimate of likely US tax obligations the Fund will incur upon realisation of recorded fair value movements in connection with certain underlying private equity investments.

Through the Fund's investment in the LP, it is anticipated that the Fund will be treated as directly or indirectly engaged in a trade or business in the US and will likely generate income that is effectively connected with the US. The Fund will be required to file a US federal corporate income tax return and pay US federal income tax on a net basis (at the same rates that are generally applicable to US corporations, currently 21%) in respect of its share of Effectively Connected Income (**ECI**) derived from that trade or business. Additionally, the Fund may also be required to pay Branch Profits Tax at a rate of 5% pursuant to the Double Tax Treaty for certain qualified tax residents.

As at 31 March 2026, the deferred tax liability has been measured at an effective rate on estimated ECI of 24.95% incorporating both corporate and branch profit taxes. This estimate is subject to estimation uncertainty as a result of limitations in the availability of information pertaining to the tax structure of the underlying investments in respect of which the Fund has an interest.

**13. Equity - distributions**

Distributions paid during the financial year were as follows:

	2026	2025
	\$	\$
Distribution - 3 cents per unit paid on 5 August 2024	-	3,528,057
Distribution - 11 cents per unit paid on 24 February 2025	-	12,936,209
Distribution - 1 cent per unit paid on 8 October 2025	1,176,019	-
Distribution - 5 cents per unit paid on 24 February 2026	5,880,095	-
	<u>7,056,114</u>	<u>16,464,266</u>

**14. Financial instruments**

***Financial risk management objectives***

The Fund is exposed to the following risks from its use of financial instruments:

- market risk (foreign exchange risk, market price risk and interest rate risk)
- credit risk
- liquidity risk.

The Responsible Entity has overall responsibility for the establishment and oversight of the risk management framework, including developing and monitoring risk management policies.

***a) Market risk***

Market risk is the risk that the fair value of future cash flows of a financial instrument will fluctuate because of changes in market prices, such as foreign exchange rates, interest rates and equity prices. The Fund is primarily exposed to market risks arising from fluctuations in market price risk, foreign currency and interest rates. Refer to note 10(iv) for further details of risks relating to equity prices.

**CD Private Equity Fund IV**  
**Notes to the financial statements**  
**31 March 2026**

**14. Financial instruments (continued)**

*(i) Foreign exchange risk*

Foreign exchange risk arises on financial instruments that are denominated in a foreign currency. Foreign exchange rate movements will impact on the Australian dollar (**AUD**) value of the Fund's financial assets and liabilities denominated in a currency that is not the Fund's functional currency.

The Fund is exposed to US dollar (**USD**) foreign exchange risk through its USD denominated cash balances, its investment activities and income derived from these activities.

The table below details the carrying amounts of the Fund's foreign exchange risk as at the end of the reporting period. This represents the Australian dollar exposure, converted at an exchange rate of 0.6900 (2025: 0.6247).

	Assets		Liabilities	
	2026	2025	2026	2025
	\$	\$	\$	\$
Cash and cash equivalents	9,961,927	12,315,099	-	-
Receivables	166	205	-	-
Financial assets (equity investments)	233,556,063	244,744,169	-	-
Trade and other payables	-	-	(27,696)	(27,002)
	<u>243,518,156</u>	<u>257,059,473</u>	<u>(27,696)</u>	<u>(27,002)</u>

*Sensitivity analysis*

The effect of the foreign exchange risk relating to equity investments (investment in Limited Partnership) is recorded in profit or loss as part of the overall fair value movement in the investment (refer to note 10(ii)). The effect of foreign exchange risk relating to cash and cash equivalents is recorded in profit or loss as a foreign exchange gain or loss.

The Fund considers a 15% movement (2025: 15% movement) in the AUD against USD as at 31 March 2026 to be a reasonable possibility at the end of the reporting period. The impact of the strengthening and weakening of AUD against USD in profit or loss and equity is shown by the amounts below as it relates to cash and cash equivalents, equity investments and trade and other payables. This analysis assumes that all other variables remain constant.

2026	% change	AUD strengthened		AUD weakened		
		Effect on profit before tax	Effect on equity	Effect on profit before tax	Effect on equity	
Cash and cash equivalents	15%	(1,299,382)	(1,299,382)	(15%)	1,757,987	1,757,987
Receivables	15%	(22)	(22)	(15%)	29	29
Equity investments	15%	(30,463,834)	(30,463,834)	(15%)	41,215,776	41,215,776
Trade and other payables	15%	3,613	3,613	(15%)	(4,888)	(4,888)
		<u>(31,759,625)</u>	<u>(31,759,625)</u>		<u>42,968,904</u>	<u>42,968,904</u>

14. Financial instruments (continued)

2025	% change	AUD strengthened Effect on		% change	AUD weakened Effect on	
		profit before tax	Effect on equity		profit before tax	Effect on equity
Cash and cash equivalents	15%	(1,606,317)	(1,606,317)	(15%)	2,173,253	2,173,253
Receivables	15%	(27)	(27)	(15%)	36	36
Equity investments	15%	(31,923,152)	(31,923,152)	(15%)	43,190,147	43,190,147
Trade and other payables	15%	3,522	3,522	(15%)	(4,765)	(4,765)
		<u>(33,525,974)</u>	<u>(33,525,974)</u>		<u>45,358,671</u>	<u>45,358,671</u>

(ii) Market price risk

Market price risk is the risk that the value of a financial instrument will fluctuate as a result of changes in market prices, whether caused by factors specific to individual investments or factors affecting all instruments traded in the market.

Sensitivity analysis

The Fund considers a 10% increase or decrease to be a reasonably possible change in market prices at the reporting date. The sensitivity analysis below reflects the Fund's proportionate exposure to market price risk of the underlying equity investments of the private investment partnership excluding any foreign exchange impact. The impact of a 10% movement in market prices (excluding foreign exchange impact) on profit or loss and equity is shown in the table below:

2026	% change	Average price increase Effect on		% change	Average price decrease Effect on	
		profit before tax	Effect on equity		profit before tax	Effect on equity
Equity investments (refer note 10(iii))	10%	<u>23,191,273</u>	<u>23,191,273</u>	(10%)	<u>(23,191,273)</u>	<u>(23,191,273)</u>

2025	% change	Average price increase Effect on		% change	Average price decrease Effect on	
		profit before tax	Effect on equity		profit before tax	Effect on equity
Equity investments (refer note 10(iii))	10%	<u>24,876,916</u>	<u>24,876,916</u>	(10%)	<u>(24,876,916)</u>	<u>(24,876,916)</u>

(iii) Interest rate risk

The Fund is exposed to interest rate risk on its variable rate bank deposits. The Fund currently does not hedge against this exposure.

Sensitivity analysis

The Fund considers a 100 basis point (2025: 100 basis point) increase or decrease to be a reasonably possible change in interest rates in an environment of tightening monetary policy. The impact of a 100 basis point movement in interest rates on profit or loss and equity is shown in the table below.

2026	Basis points change	Basis points increase Effect on		Basis points change	Basis points decrease Effect on	
		profit before tax	Effect on equity		profit before tax	Effect on equity
Variable rate bank deposits	100	<u>111,884</u>	<u>111,884</u>	(100)	<u>(111,884)</u>	<u>(111,884)</u>

CD Private Equity Fund IV  
Notes to the financial statements  
31 March 2026

14. Financial instruments (continued)

2025	Basis points increase			Basis points decrease		
	Basis points change	Effect on profit before tax	Effect on equity	Basis points change	Effect on profit before tax	Effect on equity
Variable rate bank deposits	100	142,833	142,833	(100)	(142,833)	(142,833)

**b) Credit risk**

Credit risk is the risk that contracting parties to a financial instrument will cause a financial loss for the Fund by failing to discharge an obligation. The Fund manages credit risk by ensuring deposits are made with reputable financial institutions. The majority of funds at year end were deposited with Macquarie Bank Limited (Australia).

The carrying amount of financial assets that represents the maximum credit risk exposure at the end of reporting period are detailed below:

	2026 \$	2025 \$
<b>Summary of exposure</b>		
Cash and cash equivalents	11,188,448	14,283,263
GST receivable	22,229	17,666
Interest receivable	4,526	7,136
	<u>11,215,203</u>	<u>14,308,065</u>

**c) Liquidity risk**

Liquidity risk is the risk that the Fund will encounter difficulty in meeting the obligations associated with its financial liabilities that are settled by delivering cash or another financial asset. The Fund's approach to managing liquidity is to ensure, as far as possible, that it will always have sufficient liquidity to meet its liabilities when due, under both normal and stressed conditions, without incurring unacceptable losses or risking damage to the Fund's reputation.

The Fund's liquidity primarily comprises cash at bank totalling \$11,188,448 at 31 March 2026 which is held to cover the Fund's day-to-day running costs and expenditures and to fund its capital commitments to the LP which total \$6,403,778 at balance date.

The following is the contractual maturity of financial liabilities and capital commitments. The table has been drawn based on the undiscounted cash flows of liabilities based on the earliest date on which the Fund can be required to settle the liability.

2026	Less than 12 months \$	At call \$	Remaining contractual maturities \$
<b>Non-derivatives</b>			
<i>Non-interest bearing</i>			
Trade and other payables	261,841	-	261,841
Capital commitments*	-	6,403,778	6,403,778
Total non-derivatives	<u>261,841</u>	<u>6,403,778</u>	<u>6,665,619</u>

**CD Private Equity Fund IV**  
**Notes to the financial statements**  
**31 March 2026**

**14. Financial instruments (continued)**

<b>2025</b>	<b>Less than 12 months \$</b>	<b>At call \$</b>	<b>Remaining contractual maturities \$</b>
<b>Non-derivatives</b>			
<i>Non-interest bearing</i>			
Trade and other payables	268,194	-	268,194
Capital commitments*	-	7,073,166	7,073,166
Total non-derivatives	<u>268,194</u>	<u>7,073,166</u>	<u>7,341,360</u>

\* LP commitments may be called at any time in the future up until the first to occur of the date the aggregate commitments have been invested, the fifth anniversary date after the first call or certain other specified termination events.

**15. Fair value measurement**

*Fair value*

The fair value of financial assets and financial liabilities approximate their carrying values at the reporting date.

The table below analyses recurring fair value measurements for financial assets and financial liabilities. The fair value measurements are categorised into different levels in the fair value hierarchy based on the inputs to the valuation techniques used. The different levels are defined as follows:

- Level 1: Quoted prices (unadjusted) in active markets for identical assets or liabilities
- Level 2: Inputs other than quoted prices included within Level 1 that are observable for the asset or liability, either directly (that is, as prices) or indirectly (that is, derived from prices)
- Level 3: Inputs for the asset or liability that are not based on observable market data (unobservable inputs).

<b>2026</b>	<b>Level 1 \$</b>	<b>Level 2 \$</b>	<b>Level 3 \$</b>	<b>Total \$</b>
<i>Financial assets carried at fair value</i>				
Other financial assets - equity investment constituting interest in US Select Private Opportunities Fund IV, LP	-	-	233,556,063	233,556,063
Total assets	<u>-</u>	<u>-</u>	<u>233,556,063</u>	<u>233,556,063</u>

<b>2025</b>	<b>Level 1 \$</b>	<b>Level 2 \$</b>	<b>Level 3 \$</b>	<b>Total \$</b>
<i>Financial assets carried at fair value</i>				
Other financial assets - equity investment constituting interest in US Select Private Opportunities Fund IV, LP	-	-	244,744,169	244,744,169
Total assets	<u>-</u>	<u>-</u>	<u>244,744,169</u>	<u>244,744,169</u>

The Fund recognises transfers between levels of the fair value hierarchy as at the end of the reporting period during which the transfer has occurred. There were no transfers between levels during the financial year.

Details of the determination of level 3 fair value measurements including the valuation technique adopted and the key underlying unobservable inputs used are set out in note 10(iv).

The Fund has established a control framework with respect to measurement and assessment of fair values. This framework includes a sub-investment committee that has overall responsibility for analysing the performance and fair value movements of underlying US investment fund holdings during each reporting period.

**CD Private Equity Fund IV**  
**Notes to the financial statements**  
**31 March 2026**

**16. Related party disclosures**

*Key management personnel*

Campbell Neal, Hollie Wight, George Boubouras, Neil Sheather are directors of the Responsible Entity, K2 Asset Management Ltd, and are deemed to be key management personnel.

The key management personnel do not receive compensation from the Fund or from the Responsible Entity directly for their management function performed for the Fund.

As at reporting date, no directors held units for their own benefit or had an interest in holdings through a third party.

*Related party investments in the scheme*

As at 31 March 2026, K2 Asset Management Ltd in its capacity as the Responsible Entity of the Fund held 337,250 partly paid ordinary units, representing a 0.29% interest in the Fund. In accordance with the Fund's Constitution, forfeited units held by the Responsible Entity are not entitled to distributions paid by the Fund.

*Management fees*

The Responsible Entity's duties include establishing the Fund's compliance plan and procedures and monitoring against regulatory and legislative requirements, the issuance of disclosure documents, the appointment and monitoring of external service providers to the Fund and overall administration of the Fund.

For these services, K2 Asset Management Ltd, as Responsible Entity of the Fund, charged management fees of 0.275% per annum (exclusive of GST) on the gross asset value of the Fund, plus uncalled amounts on the Units. This is comprised of the Responsible Entity Fee of 0.05% per annum and Administration Fee 0.225% per annum. Management fees are paid to the Responsible Entity monthly in arrears.

The total management fees paid or payable to the Responsible Entity for the year ended 31 March 2026 was \$694,565, exclusive of GST (2025: \$694,265, exclusive of GST). There were outstanding management fees of \$57,317, exclusive of GST.

*Fund administration fee*

K2 Asset Management Ltd provides fund administration services to the Fund under an agreement with the Responsible Entity. These services include net asset valuation, management accounting, statutory reporting, capital management and taxation.

Total fund administration fees paid or payable to K2 Asset Management Ltd for the year ended 31 March 2026 were \$60,000, exclusive of GST (2025: \$60,000, exclusive of GST).

*Investment manager fee*

US Select Private Opportunities Fund IV, L.P. (**LP**), in which the Fund holds an 88.4% interest, is required to pay its Investment Manager, US Select Private Opportunities Fund IV, GP, for acting on behalf of the limited partnership to acquire, manage and transact on partnership interests within the scope of the limited partnership agreement, a fee equivalent to 1.0% per annum of the total funds committed by the partners to the LP. The fee is payable quarterly in advance from the funds of the LP. The total fee paid or payable during the year amounted to \$1,663,077 (US\$1,100,280) (2025: \$1,749,093 (US\$1,141,300)). The Fund's 88.4% interest equates to \$1,470,160 (2025: \$1,546,198).

The GP is also entitled to a performance fee of 10% of the return achieved by the LP above invested capital once a cumulative, non-compounded, pre-tax return of 8% per annum (**Hurdle Rate**) on all capital contributed to the LP and not yet returned by distribution to the limited partners. The Hurdle Rate references to the LP, not the Fund level, and is denominated in US dollars. The performance fees will only be paid following the limited partners' actual receipt of invested capital and once the Hurdle Rate is achieved, through distribution of income and capital by the LP. For the year ended 31 March 2026, US\$9,495,397 (2025: US\$8,407,521) was accrued as performance fees. The Fund's interest equates to \$12,152,376 (US\$8,385,139) (2025: \$11,911,522 (US\$7,441,128)). This fee is accrued in the books of the LP.

*US Select Direct Private Equity II, L.P.*

At balance date, the Fund's share of the LP's investment in US Select Direct Private Equity II, L.P. was \$64,104,326 (US\$44,231,985) (2025: \$66,055,619 (US\$41,264,945)).

**CD Private Equity Fund IV**  
**Notes to the financial statements**  
**31 March 2026**

**16. Related party disclosures (continued)**

*Recharges paid to a related entity*

To avoid suppliers receiving multiple payments, K2 Asset Management Ltd, makes a single payment to certain suppliers, and recharges the Fund its share at cost. There is no mark-up or charge to the Fund for being provided this service. The Fund only incurs the costs directly attributable to the work performed for it by the supplier, as if it had contracted with that provider individually.

**17. Remuneration of auditors**

During the financial year the following fees were paid or payable for services provided by Deloitte Touche Tohmatsu, the auditor of the Fund, and its network firms:

	<b>2026</b>	<b>2025</b>
	<b>\$</b>	<b>\$</b>
<i>Audit services - Deloitte Touche Tohmatsu</i>		
Audit or review of the financial statements	77,900	75,300
<i>Other services - Deloitte Touche Tohmatsu</i>		
Taxation services	8,900	8,500
	<u>86,800</u>	<u>83,800</u>
<i>Other Member Firms - Deloitte Tax LLP</i>		
Taxation services	<u>49,991</u>	<u>100,973</u>

**18. Capital commitments**

Other than the capital commitments disclosed in note 10(v) to the financial statements, the Fund does not have any other capital commitments outstanding for the year ended 31 March 2026.

**19. Contingent liabilities**

The directors of the Responsible Entity are not aware of any potential liabilities or claims against the Fund as at balance date.

**20. Events after the reporting period**

No matter or circumstance has arisen since 31 March 2026 that has significantly affected, or may significantly affect the Fund's operations, the results of those operations, or the Fund's state of affairs in future financial years.

**CD Private Equity Fund IV**  
**Directors' declaration**  
**31 March 2026**

The directors of the Responsible Entity declare that, in the directors' opinion:

- the attached financial statements and notes thereto are in accordance with the *Corporations Act 2001*, including compliance with accounting standards and the Corporations Regulations 2001;
- the attached financial statements are in compliance with International Financial Reporting Standards as stated in the notes to the financial statements;
- the attached financial statements and notes give a true and fair view of the Fund's financial position as at 31 March 2026 and of its performance for the financial year ended on that date;
- there are reasonable grounds to believe that the Fund will be able to pay its debts as and when they become due and payable; and
- the Fund does not have any controlled entities and is not required by the Accounting Standards to prepare consolidated financial statements. Therefore, a consolidated entity disclosure statement has not been included as section 295(3A)(a) of the *Corporations Act 2001* does not apply to the Fund.

The directors have been given the declarations required by section 295A of the *Corporations Act 2001*.

Signed in accordance with a resolution of directors made pursuant to section 295(5) of the *Corporations Act 2001*.

On behalf of the directors of the Responsible Entity,



---

Hollie Wight  
Director of K2 Asset Management Ltd, Responsible Entity

29 May 2026

## Independent Auditor's Report to the Unitholders of CD Private Equity Fund IV

### *Opinion*

We have audited the financial report of CD Private Equity Fund IV, (the "Fund") which comprises the statement of financial position as at 31 March 2026, the statement of profit or loss and other comprehensive income, the statement of changes in equity and the statement of cash flows for the year then ended, and notes to the financial statements, including material accounting policy information and other explanatory information, and the directors' declaration.

In our opinion, the accompanying financial report of the Fund is in accordance with the *Corporations Act 2001*, including:

- Giving a true and fair view of the Fund's financial position as at 31 March 2026 and of its financial performance for the year then ended; and
- Complying with Australian Accounting Standards and the *Corporations Regulations 2001*.

### *Basis for Opinion*

We conducted our audit in accordance with Australian Auditing Standards. Our responsibilities under those standards are further described in the Auditor's Responsibilities for the Audit of the Financial Report section of our report. We are independent of the Fund in accordance with the auditor independence requirements of the *Corporations Act 2001* and the ethical requirements of the APES 110 *Code of Ethics for Professional Accountants (including Independence Standards)* issued by the Accounting Professional & Ethical Standards Board Limited (the Code) that are relevant to audits of the financial report of public interest entities in Australia. We have also fulfilled our other ethical responsibilities in accordance with the Code.

We confirm that the independence declaration required by the *Corporations Act 2001*, which has been given to the directors of K2 Asset Management Ltd, the Responsible Entity of the Fund ("the directors"), would be in the same terms if given to the directors as at the time of this auditor's report.

We believe that the audit evidence we have obtained is sufficient and appropriate to provide a basis for our opinion.

### *Other Information*

The directors are responsible for the other information. The other information comprises the information included in the Fund's annual report for the year ended 31 March 2026 but does not include the financial report and our auditor's report thereon.

Our opinion on the financial report does not cover the other information and we do not express any form of assurance conclusion thereon.

In connection with our audit of the financial report, our responsibility is to read the other information and, in doing so, consider whether the other information is materially inconsistent with the financial report, or our knowledge obtained in the audit, or otherwise appears to be materially misstated. If, based on the work we have performed, we conclude that there is a material misstatement of this other information, we are required to report that fact. We have nothing to report in this regard.

## *Responsibilities of the Directors for the Financial Report*

The directors are responsible:

- For the preparation of the financial report in accordance with the *Corporations Act 2001*, including giving a true and fair view of the financial position and performance of the Fund in accordance with Australian Accounting Standards; and
- For such internal control as the directors determine is necessary to enable the preparation of the financial report in accordance with the *Corporations Act 2001*, including giving a true and fair view of the financial position and performance of the Fund, and is free from material misstatement, whether due to fraud or error.

In preparing the financial report, the directors are responsible for assessing the ability of the Fund to continue as a going concern, disclosing, as applicable, matters related to going concern and using the going concern basis of accounting unless the directors either intend to liquidate the Fund or to cease operations, or has no realistic alternative but to do so.

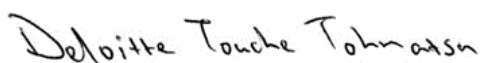
## *Auditor's Responsibilities for the Audit of the Financial Report*

Our objectives are to obtain reasonable assurance about whether the financial report as a whole is free from material misstatement, whether due to fraud or error, and to issue an auditor's report that includes our opinion. Reasonable assurance is a high level of assurance, but is not a guarantee that an audit conducted in accordance with the Australian Auditing Standards will always detect a material misstatement when it exists. Misstatements can arise from fraud or error and are considered material if, individually or in the aggregate, they could reasonably be expected to influence the economic decisions of users taken on the basis of this financial report.

As part of an audit in accordance with the Australian Auditing Standards, we exercise professional judgement and maintain professional scepticism throughout the audit. We also:

- Identify and assess the risks of material misstatement of the financial report, whether due to fraud or error, design and perform audit procedures responsive to those risks, and obtain audit evidence that is sufficient and appropriate to provide a basis for our opinion. The risk of not detecting a material misstatement resulting from fraud is higher than for one resulting from error, as fraud may involve collusion, forgery, intentional omissions, misrepresentations, or the override of internal control.
- Obtain an understanding of internal control relevant to the audit in order to design audit procedures that are appropriate in the circumstances, but not for the purpose of expressing an opinion on the effectiveness of the Fund's internal control.
- Evaluate the appropriateness of accounting policies used and the reasonableness of accounting estimates and related disclosures made by the directors.
- Conclude on the appropriateness of the directors' use of the going concern basis of accounting and, based on the audit evidence obtained, whether a material uncertainty exists related to events or conditions that may cast significant doubt on the Fund's ability to continue as a going concern. If we conclude that a material uncertainty exists, we are required to draw attention in our auditor's report to the related disclosures in the financial report or, if such disclosures are inadequate, to modify our opinion. Our conclusions are based on the audit evidence obtained up to the date of our auditor's report. However, future events or conditions may cause the Fund to cease to continue as a going concern.
- Evaluate the overall presentation, structure and content of the financial report, including the disclosures, and whether the financial report represents the underlying transactions and events in a manner that achieves fair presentation.

We communicate with the directors regarding, among other matters, the planned scope and timing of the audit and significant audit findings, including any significant deficiencies in internal control that we identify during our audit.



DELOITTE TOUCHE TOHMATSU



Carlo Pasqualini  
Partner  
Chartered Accountants  
Sydney, 29 May 2026

**CD Private Equity Fund IV  
Directory  
31 March 2026**

**CD Private Equity Fund IV**

(ARSN 624 474 531)

Registered & Principal Office

Level 44, 101 Collins Street

MELBOURNE VIC 3000

T +61 3 9691 6110

F +61 3 9691 6170

E [cdfunds@k2am.com.au](mailto:cdfunds@k2am.com.au)

[cdfunds.com.au](http://cdfunds.com.au)

**Responsible Entity**

K2 Asset Management Ltd

(ABN 95 085 445 094)

(AFSL 244 393)

Level 44, 101 Collins Street

MELBOURNE VIC 3000

T +61 3 9691 6110

F +61 3 9691 6170

E [reservices@k2am.com.au](mailto:reservices@k2am.com.au)

[K2am.com.au](http://K2am.com.au)

**Directors**

Campbell Neal

Hollie Wight

George Boubouras

Neil Sheather

**Secretary**

Hollie Wight

Caroline Purtell

**Auditor**

Deloitte Touche Tohmatsu

Quay Quarter Tower

Level 46, 50 Bridge Street

SYDNEY NSW 2000

T +61 2 9322 7000

F +61 2 9322 7001

[deloitte.com.au](http://deloitte.com.au)

**Unit Register**

Boardroom Pty Limited

Level 8, 210 George Street


SYDNEY NSW 2000

T 1300 737 760 (Australia)

T +61 2 9290 9600 (International)

F 1300 653 459

[boardroomlimited.com.au](http://boardroomlimited.com.au)



ARSN 624 474 531

